

THE CHILDREN'S HEALTH
NETWORK



Children'sSM
Healthcare of Atlanta

Luviel Health FSApp
User Manual

LUVIEL USER'S MANUAL

TABLE OF CONTENTS

2	Table of Contents
3	LUVIEL Overview
4	Logging In
5	Main Menu Options
6	Creating New Lists
7	Accessing Previously Entered Lists
8	Comparing Fee Schedules
9	Exporting Fee Schedules to Excel
11	Logging Off

LUVIEL
TCHN FEE SCHEDULES AND CONTRACTING TOOL

TCHN has been working with Luviel Health to offer its members easy internet-based access to fee schedule information for the Managed Care Plans and Networks that the providers participate with through our organization. As of October 8, 2007, you can access this web-based software to do the following:

- Display the current fee schedules for the managed care plans that you have chosen to participate in through TCHN.

- Compare average reimbursement for each fee schedule to current Medicare reimbursement.

- Access standard utilization for your specialty by CPT code. (Please note, this utilization is not specific to your practice.)

- Allow you to input your practice's unique annual utilization should it differ from the typical specialty utilization provided. In addition, you can download this same information to your computer to conduct your own analysis.

TCHN CONTRACTING TOOL

Logging In

1. Go to www.choa.org/tchn. Scroll down to "Resources for Members" and click "View your Fee Schedules". You will be directed to <https://fsapp.luvielhealth.com/tchn/fs/index.asp>

https://fsapp.luvielhealth.com/tchn/fs/index.asp

Children'sSM
Healthcare of Atlanta

The Children's Health Network

The Children's Health Network Confidentiality Agreement Fee Schedule Information

In order to view your Fee Schedules, you will need to indicate your willingness to accept the following terms and conditions. Please indicate your agreement by clicking the checkbox below.

The Children's Health Network (TCHN) has entered into Managed Care Contracts on your behalf and it is important for you to be able to review fee schedules in which you participate.

The enclosed fee schedules are provided for your internal information only. The fee schedule information contained herein is strictly confidential. Use and disclosure of the information is governed by confidentiality provisions in many of the managed care contracts. The Physician, as well as any employees of the Physician's current practice, receiving this fee information may not directly or indirectly share or provide this information to any other physician or physician practice that is not a member of the Physician's current practice. If you disclose any of this confidential information, it may be a breach of contract that will expose you to potential liability to a managed care company and/or TCHN, a violation of federal antitrust law and your membership in TCHN is subject to termination.

These fee schedules do not imply that the procedure listed is a covered service by TCHN or any of the health plans represented.

User Name:

Password:

I Accept the terms and conditions of this web site

Submit

Forgot your password?
Click [here](#).
[Questions or Comments](#)

Licensed by Luviel Health

2. Enter
User Name
Password
Click "I Accept the terms and conditions of this web site" Click submit

Main Menu Options

- 1) View sample fee schedules of typically used cpt codes
 - Select and Highlight your specialty name from the table on the left, scroll down, and click the Submit button.

https://fsapp.luvielhealth.com/tchn/fs/selection.asp 133%

Children's
Healthcare of Atlanta **The Children's Health Network**

View Fee Schedule Notes Remove a Custom List Change Password Help Log Off

Select a typical utilization based on your specialty.

Pediatric Medicine

Select a representative commercial service distribution for your specialty.

Create New List

Submit

Licensed by Luviel Health

- 2) Create New List


This option allows you to view fees not included on the sample fee schedule.

- Select and Highlight "Create New List" on the table to the right, scroll down, and click the Submit button.

Additionally, this option allows the opportunity to build a List of procedure codes using your practice's annual volume and payer mix.

After Selecting Create New List

https://fsapp.luvielhealth.com/tchn/fs/main.asp 133%

 **Children's**
Healthcare of Atlanta **The Children's Health Network**

Main Menu Help Log Off

Proc Code: Proc Modifier: Office Units: Facility Units:

Message:

Add -->> Remove <<-- Clear All <<--

Save list as:

My List Continue [Help](#)

Items added to list:

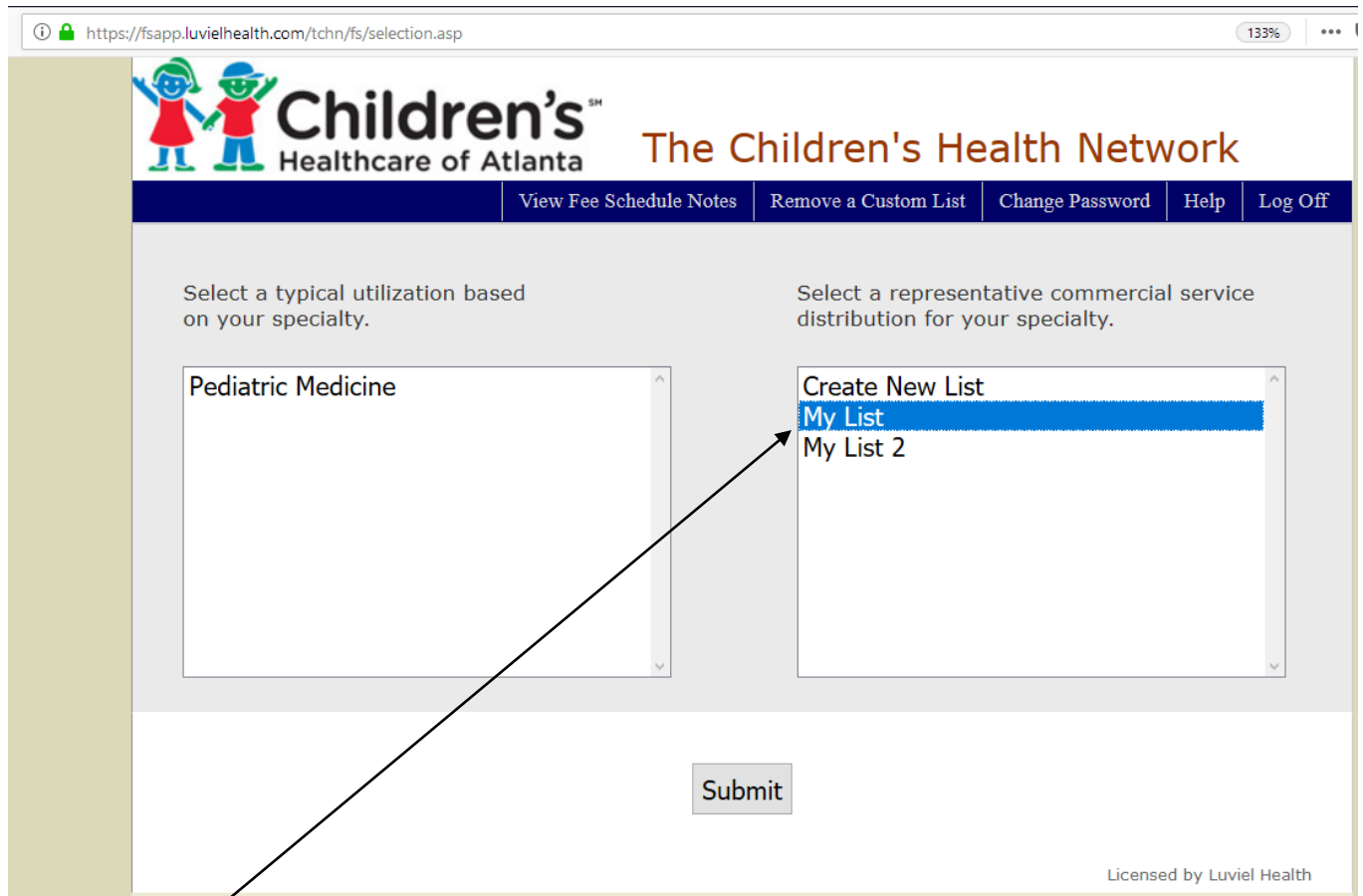
Procedure Code	Modifier	Description	Office Units	Facility Units
99212		Office/outpatient visit est	1	0
99213		Office/outpatient visit est	3	0

Licensed by Luviel Health

- 1) Enter proc code, modifier, Office and/or Facility units.
- 2) Click Add. The code will appear on the bottom of the screen.
 - a. Repeat the above two steps to add the full list of codes to create your custom list
- 3) When you have entered all of your codes, enter a name for your Custom List in the "Save list as" box
- 4) Click Continue and you will be taken to the screen on page 8 to compare your list to existing fee schedules.

Click Main Menu to return to the homepage at any time.

Accessing Previously Entered Lists



The screenshot shows a web browser window with the URL <https://fsapp.luvielhealth.com/tchn/fs/selection.asp>. The page header features the Children's Healthcare of Atlanta logo and the text "The Children's Health Network". A navigation bar includes links for "View Fee Schedule Notes", "Remove a Custom List", "Change Password", "Help", and "Log Off".

The main content area is divided into two columns. The left column is titled "Select a typical utilization based on your specialty." and contains a dropdown menu with "Pediatric Medicine" selected. The right column is titled "Select a representative commercial service distribution for your specialty." and contains a dropdown menu with "Create New List", "My List", and "My List 2" options. The "My List" option is highlighted in blue. A black arrow points from the "My List" option to the "Submit" button located below the dropdown menus.

At the bottom right of the page, it says "Licensed by Luviel Health".

- Highlight the name of the list you want to review, click Submit
- You will be taken to the screen where you can add or remove codes from existing list (page 6) or choose to simply continue

Comparing the fee schedules

1) Sorting the results:

Children's Healthcare of Atlanta The Children's Health Network

Main Menu | View Fee Schedule Notes | Help | Log Off

Refine The Results

Specialty: Pediatric Medicine | Sort By: CPT Code | Sort By: Distribution

Amerigroup 1 | CareSource 1 PeachCare | Peachstate 7 PeachCare | | | |

Procedure Code	Mod	Description	Service Distribution	Medicare		Medicare		Amerigroup 1		CareSource 1 PeachCare		Peachstate 7 PeachCare	
				Office	Facility	Office	Facility	Office	Facility	Office	Facility	Office	Facility
Effective Dates:				2019 GA 01		2018 GA 01		7/1/17		7/1/17		7/1/17	
10060		Drainage of skin abscess	0.02%	\$121.65	\$101.52	\$121.87	\$100.70						
10120		Remove foreign body	0.01%	\$155.81	\$106.95	\$157.71	\$107.19						
12001		Rpr s/n/ax/gen/trnk 2.5cm/<	0.01%	\$91.36	\$46.08	\$93.35	\$45.97						
17110		Destruct b9 lesion 1-14	0.19%	\$112.83	\$70.80	\$114.46	\$72.15						
17250		Chemical cautery tissue	0.04%	\$83.28	\$38.01	\$82.48	\$38.69						
24640		Treat elbow dislocation	0.01%	\$103.16	\$80.52	\$102.24	\$79.99						
3008F		Body mass index docd	0.05%	\$0.00	\$0.00	\$0.00	\$0.00						
36410		Non-routine bl draw 3/> yrs	0.02%	\$17.69	\$9.79	\$17.31	\$9.78						
36415		Routine venipuncture	0.98%	\$3.00	\$3.00	\$3.00	\$3.00						
36416		Capillary blood draw	0.31%	\$0.00	\$0.00	\$0.00	\$0.00						

Sort by CPT Code or Service Distribution

2) Selecting which fee schedules to compare:

- The default compares your utilization to all fee schedules. If you wish to exclude a payor, uncheck the box and click "Update"

Children's Healthcare of Atlanta The Children's Health Network

Main Menu | View Fee Schedule Notes | Help | Log Off

Refine The Results

Specialty: Pediatric Medicine | Sort By: CPT Code | Sort By: Distribution

Amerigroup 1 | CareSource 1 PeachCare | Peachstate 7 PeachCare | | | |

Procedure Code	Mod	Description	Service Distribution	Medicare		Medicare		CareSource 1 PeachCare		Peachstate 7 PeachCare	
				Office	Facility	Office	Facility	Office	Facility	Office	Facility
Effective Dates:				2019 GA 01		2018 GA 01		7/1/17		7/1/17	
10060		Drainage of skin abscess	0.02%	\$121.65	\$101.52	\$121.87	\$100.70				
10120		Remove foreign body	0.01%	\$155.81	\$106.95	\$157.71	\$107.19				
12001		Rpr s/n/ax/gen/trnk 2.5cm/<	0.01%	\$91.36	\$46.08	\$93.35	\$45.97				
17110		Destruct b9 lesion 1-14	0.19%	\$112.83	\$70.80	\$114.46	\$72.15				
17250		Chemical cautery tissue	0.04%	\$83.28	\$38.01	\$82.48	\$38.69				
24640		Treat elbow dislocation	0.01%	\$103.16	\$80.52	\$102.24	\$79.99				
3008F		Body mass index docd	0.05%	\$0.00	\$0.00	\$0.00	\$0.00				
36410		Non-routine bl draw 3/> yrs	0.02%	\$17.69	\$9.79	\$17.31	\$9.78				
36415		Routine venipuncture	0.98%	\$3.00	\$3.00	\$3.00	\$3.00				
36416		Capillary blood draw	0.31%	\$0.00	\$0.00	\$0.00	\$0.00				

The screen will refresh with the corresponding payors that have been selected (notice Amerigroup 1 is not checked and thus displayed above)

Export to Excel

To export to Excel, click on the “Export to Excel” button:



The Children's Health Network

Main Menu | View Fee Sched

Refine The Results

Specialty: Sort By: CPT Code Sort By: Distribution

Amerigroup 1 CareSource 1 PeachCare Peachstate 7 PeachCare

Procedure Code	Mod	Description	Service Distribution	Medicare		Medicare		Amerigroup 1		CareSource 1 PeachCare	
				Office	Facility	Office	Facility	Office	Facility	Office	Facility
Effective Dates:				2019 GA 01		2018 GA 01		7/1/17		7/1/17	
10060		Drainage of skin abscess	0.02%	\$121.65	\$101.52	\$121.87	\$100.70				
10120		Remove foreign body	0.01%	\$155.81	\$106.95	\$157.71	\$107.19				
12001		Rpr s/n/ax/gen/trnk 2.5cm/<	0.01%	\$91.36	\$46.08	\$93.35	\$45.97				
17110		Destruct b9 lesion 1-14	0.19%	\$112.83	\$70.80	\$114.46	\$72.15				
17250		Chemical cautery tissue	0.04%	\$83.28	\$38.01	\$82.48	\$38.69				
24640		Treat elbow dislocation	0.01%	\$103.16	\$80.52	\$102.24	\$79.99				
3008F		Body mass index docd	0.05%	\$0.00	\$0.00	\$0.00	\$0.00				
36410		Non-routine bl draw 3/> yrs	0.02%	\$17.69	\$9.79	\$17.31	\$9.78				
36415		Routine venipuncture	0.98%	\$3.00	\$3.00	\$3.00	\$3.00				
36416		Capillary blood draw	0.31%	\$0.00	\$0.00	\$0.00	\$0.00				

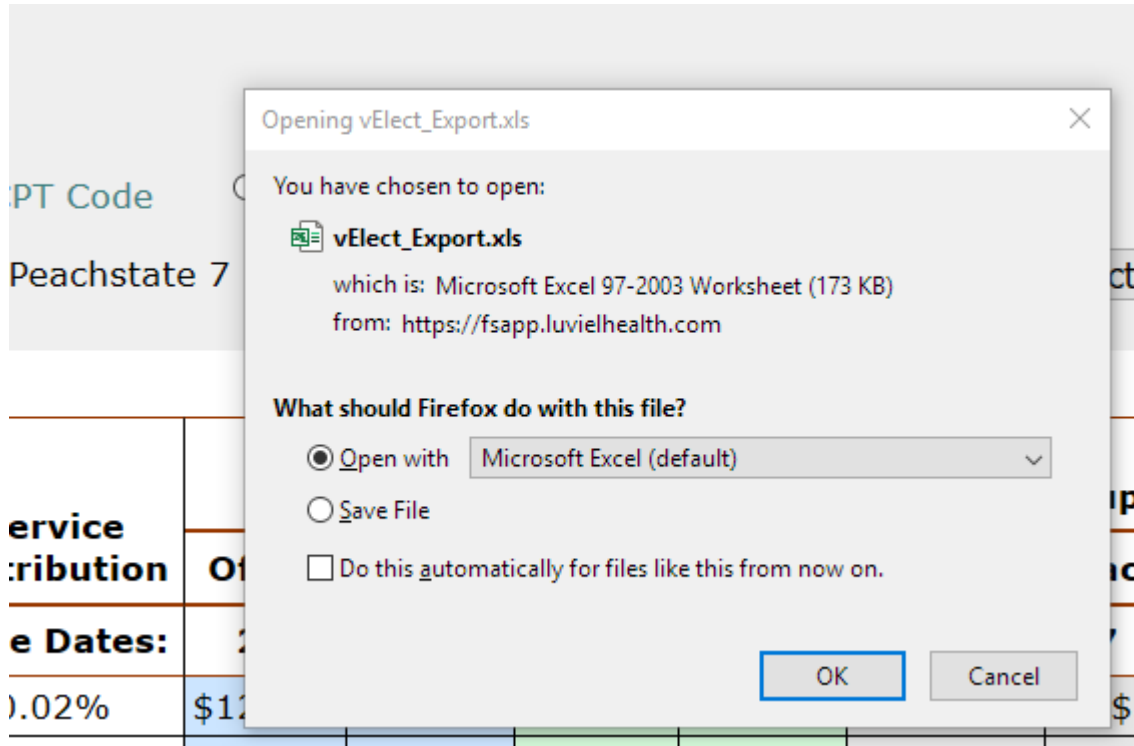
You will receive a message indicating it is ok to click Yes and proceed:

Sort By: CPT Code Sort By: Distribution

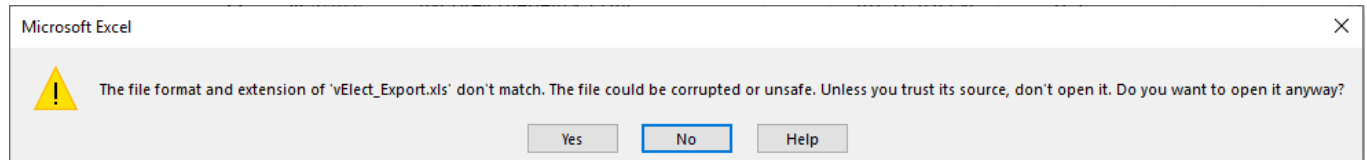
You may receive a pop-up message stating that the file format and extension do not match. It is ok to click Yes and proceed to open this spreadsheet.

Distribution	Office	Facility	Office	Facility	Office	Facility	Office	Facility
Effective Dates:	2019 GA 01		2018 GA 01		7/1/17		7/1/17	

You will then be prompted by Excel to Open or Save (note: If your toolbar has pop-up blocking software enabled, you may need to select “Allow” or “Download file” to be able to open the spreadsheet)



This is the message referred to on Page 9. Click “Yes” to proceed with download.



You will then be able to work with the fee schedules in an Excel spreadsheet and save as needed:

				2019 GA 01		2018 GA 01		7/1/17		7/1/17		7/1/17	
1	2	3	4	5	6	7	8	9	10	11	12	13	14
1	Procedure Code	Mod	Description	Service Distribution	Medicare	Medicare	Amerigroup 1	CareSource 1	PeachCare	Peachstate 7	PeachCare		
2					Office	Facility	Office	Facility	Office	Facility	Office	Facility	
3				Effective Dates:	2019 GA 01	2018 GA 01	7/1/17	7/1/17	7/1/17	7/1/17	7/1/17	7/1/17	
4	10060		Drainage of skin abscess	0.02%	\$121.65	\$101.52	\$121.87	\$100.70					
5	10120		Remove foreign body	0.01%	\$155.81	\$106.95	\$157.71	\$107.19					
6	12001		Rpr s/n/ax/gen/trnk 2.5cm/<	0.01%	\$91.36	\$46.08	\$93.35	\$45.97					
7	17110		Destruct b9 lesion 1-14	0.19%	\$112.83	\$70.80	\$114.46	\$72.15					
8	17250		Chemical cautery tissue	0.04%	\$83.28	\$38.01	\$82.48	\$38.69					
9	24640		Treat elbow dislocation	0.01%	\$103.16	\$80.52	\$102.24	\$79.99					
10	3008F		Body mass index docd	0.05%	\$0.00	\$0.00	\$0.00	\$0.00					
11	36410		Non-routine bl draw 3/> yrs	0.02%	\$17.69	\$9.79	\$17.31	\$9.78					
12	36415		Routine venipuncture	0.98%	\$3.00	\$3.00	\$3.00	\$3.00					
13	36416		Capillary blood draw	0.31%	\$0.00	\$0.00	\$0.00	\$0.00					

It is recommended that you save your fee schedules quarterly as we have many plans that update their vaccines quarterly. These include Aetna, Cigna and Coventry. At a minimum, you should save the fees yearly as we have reimbursements that update yearly.

Logging off

IMPORTANT:

Once you have finished your work with the fee schedules, log off to prevent unauthorized access to this information. You will be returned to the sign-in page. However, it is possible to again access the TCHN contract site using your browsers "Back" button. For maximum security, please close your browser completely before stepping away from your desk.

